

Graduation Decorum Policy

Southern's commencement ceremony is a formal event that exhibits the pride we have in the accomplishments of our graduates. As such, professional decorum is expected from those who attend or participate. Behavior that is loud, disruptive, or otherwise incongruous with that expectation may result in fines or other repercussions. Southern is within its rights to withhold diplomas and transcripts for students who have not paid their bill in full, including fees associated with improper graduation behavior. We encourage all in attendance to join us in enthusiastically celebrating individual academic accomplishments without diminishing this milestone moment for the group as a whole.

--Student Handbook

Instructions for Graduating Seniors

Commencement

see date on website

Service: 7pm, Iles PE Center

Thursday Evening Before Commencement

- Valuables need to be given to your family – we cannot secure anything in the lineup area, and you will not be able to go back to the lineup area after the service.
- Cell phones must be set to OFF or Silent.

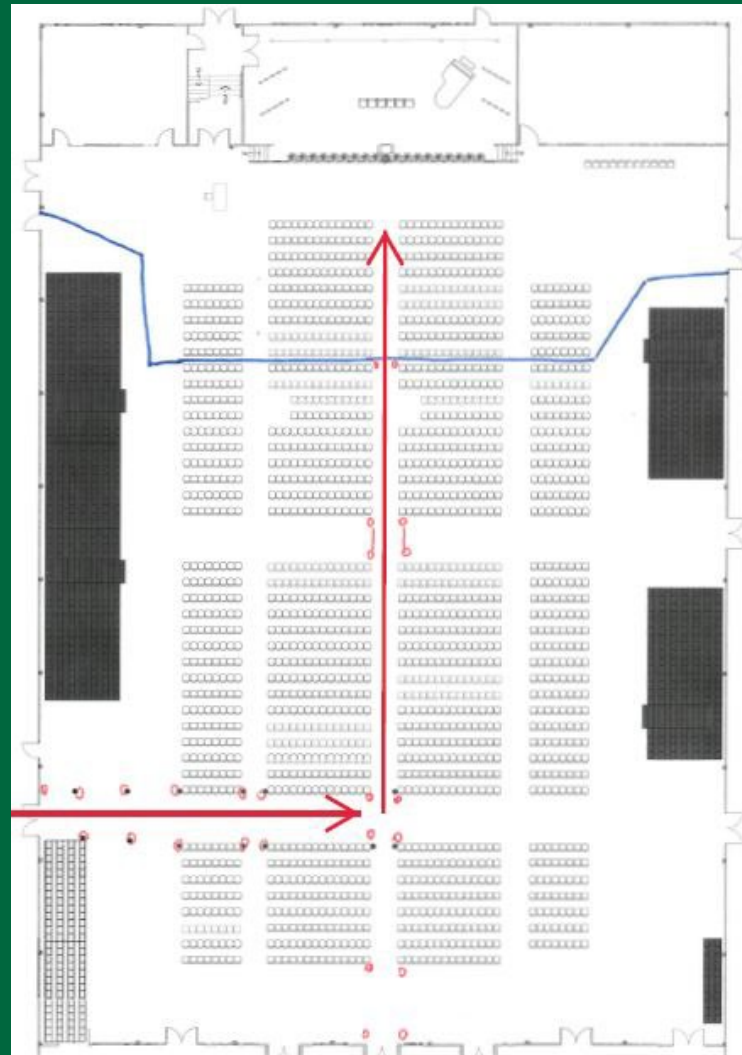
Thursday Evening Commencement

- Hulsey Wellness Center
 - 6:00 pm – Put on regalia & line up in proper order (graduation staff will be present to assist)
 - Line-up in HWC hallways
 - KNOW YOUR ROW CAPTAIN
 - Make sure you are on time
 - Procession will begin at 7:00 pm sharp

Order for Entering the Iles P.E. Center (The Grand Entrance/Processional)

- The Grand Marshal
 - Platform Party (2x2)
 - Faculty (2x2)
- Grand Marshal (Grand Marshal returns for graduates)
 - Baccalaureate Degree graduates (2x2 with Southern Scholars 1st in line)
 - Associates (single file)
 - Master's, Doctoral and Guests (2x2)
- Make sure the card on your seat has your name on it.
- If there is an empty seat, do not occupy it if it isn't your name.

Processional Diagram



Conferring of Degrees

- Dr. Shaw will stand and invite all graduates to stand
- He will formally confer your degrees
- When he tells you to, (undergraduate students only) move your tassel from the right side to the left side

Receiving your Diploma

- Take name card with you, stand by rows, move to the left
- On way to stairs, pause at table for diploma cover and name card check
- 1st in row proceed to top of stairs, 2nd in row proceed to middle of stairs, 3rd in row at the bottom of the stairs
- At the top of the stairs, hand your card to the person announcing the names.
- Walk at a natural pace across the platform

Receiving your Diploma - Continued

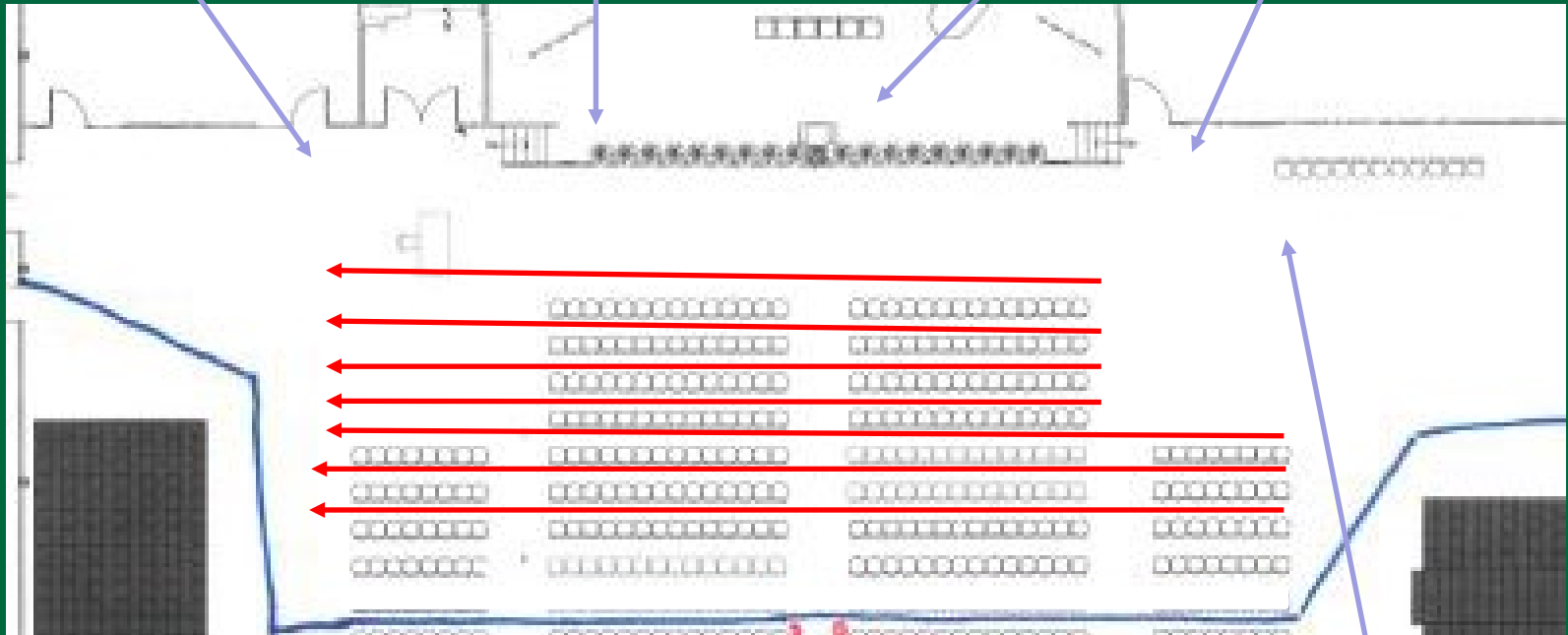
- Proceed to the designated “feet” next to Dr. Shaw
- Hold the diploma on one side, and give the other side to Dr. Shaw; pause for the photo
- Smile for photographer (1st photograph)
- Go down stairs to photo station
- Return to your row & chair, and be seated

Diploma
Table

Person
Reading
Names

Pause for photo
with Dr. Shaw

Photo with
backdrop



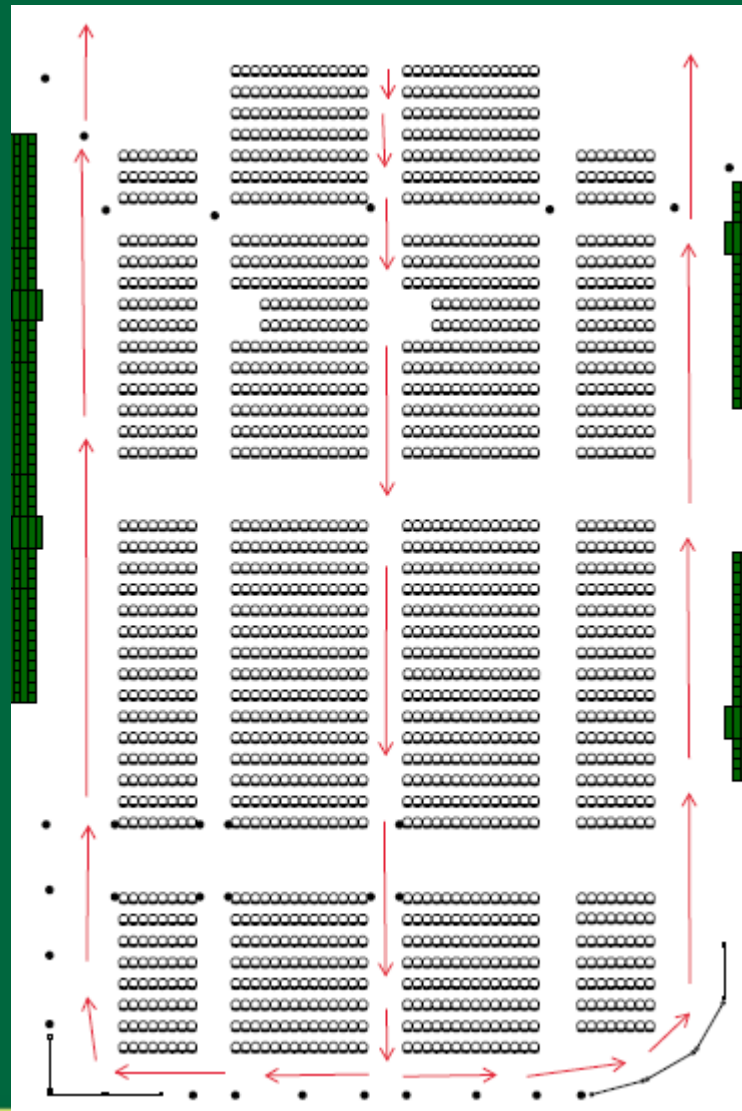
From this point, return to your row
and your seat

The Recessional

- Benediction – stand for prayer
- Grand Marshal - platform party - faculty
- **Faculty Assistants will lead graduates out, back row first.**
- Each row will march out 2x2.
- March to the rear of the gym, and split at the back (left side go left, right side go right) and line the side aisles. When the music stops you will be presented to the audience.

The Recessional

Graduate rows
in front of the
stage



Rear of the
gym by lobby

Note that when
you reach the
rear, you split
according to the
side you are
marching out on.
Those on the
right, go right;
those on the left
go left.

Rules and Your Self-Respect

- No non-academic embellishments
 - Flowers, \$\$, signs, etc. ≠ appropriate
 - SAU dress code applies
- Appropriate clothing / walking shoes with robe
- Honor Cords – pick up in the HWC lobby
- The Iles P.E. Center does not allow helium filled balloons in its facility due to potential for accidentally setting off the fire alarm. Family can leave balloons in their vehicles to give to you after the program.

Rules and Your Self-Respect

- Ask your family not to act too surprised when you receive your diploma
 - Air horns prohibited (causes pain to some guests)
 - Silly string or confetti prohibited
 - Hooting & hollering \neq good (Your family will not hear your name read, and will hinder hearing the names of those after you)
- Gifts & flowers (family can give afterwards)
- Photos afterwards (outside)

Congratulations!